

# Exercises:

## Present tense of the verb “to be”

1. Completa con la conjugación correcta del verbo to be (am, is, are) en la forma afirmativa. Si quieres, puedes usar contracciones ('re, 's, 'm):


- a) I \_\_\_ an English student.
- b) You \_\_\_ a good person.
- c) We \_\_\_ singers.
- d) He \_\_\_ a teacher.
- e) They \_\_\_ angry.

- f) The car \_\_\_ black
- g) Dan \_\_\_ happy
- h) Lissa \_\_\_ tall
- i) The movie \_\_\_ funny
- j) Lissa and Martha \_\_\_ nice


2. Ahora, re-escribe las oraciones anteriores, pero esta vez usando la forma negativa del presente del verbo to be (am not, is not, are not). Si lo deseas, puedes usar las contracciones (isn't, aren't).

3. Escribe en las nubes los pronombres personales correspondientes para las tres conjugaciones del presente del verbo to be.


**AM**



**IS**



**ARE**



**I – YOU – HE – SHE – IT – WE - THEY**

**4. Corrige los errores.**

- a) I is at school .
- b) We am happy.
- c) It are a toy.
- d) He aren't surprised.

- a) \_\_\_\_\_
- b) \_\_\_\_\_
- c) \_\_\_\_\_
- d) \_\_\_\_\_

**5. Escribe 5 oraciones breves con el verbo to be en afirmativo (a), y 5 en negativo (b). Intenta usar pronombres distintos, y si lo deseas, puedes usar contracciones.**

**A**

---

---

---

---

---

**B**

---

---

---

---

---

**Congratulations! You did it!**

## Respuestas:

*Revisa esta sección luego de que hayas completado tus ejercicios, para que realmente midas tus conocimientos. Si tienes dudas, puedes re-leer la lección.*

### Ejercicio 1.

- a) am
- b) are
- c) are
- d) is
- e) are
- f) is
- g) is
- h) is
- i) is
- j) are

### Ejercicio 2.

- a) I am not an English student.
- b) You are not a good person.
- c) We are not singers.
- d) He is not a teacher.
- e) They are not angry.
- f) The car is not black
- g) Dan is happy
- h) Lissa is not tall
- i) The movie is not funny
- j) Lissa and Martha are not nice

### Otras respuestas correctas

- a) I'm not
- b) You're not / You aren't
- c) We're not / We aren't
- d) He's not / He isn't
- e) They're not / They aren't
- f) The car's not / The car isn't
- g) Dan's happy / Dan isn't happy
- h) Lissa's not tall / Lissa isn't tall
- i) The movie's not funny / The movie isn't funny
- j) Lissa and Martha aren't nice

### Ejercicio 3.

Am: I

Is: he, she, it

Are: You, we, they

### Ejercicio 4.

- a) I am / I'm at school
- b) We are / We're happy
- c) It's / It is a toy
- d) He is not / isn't surprised